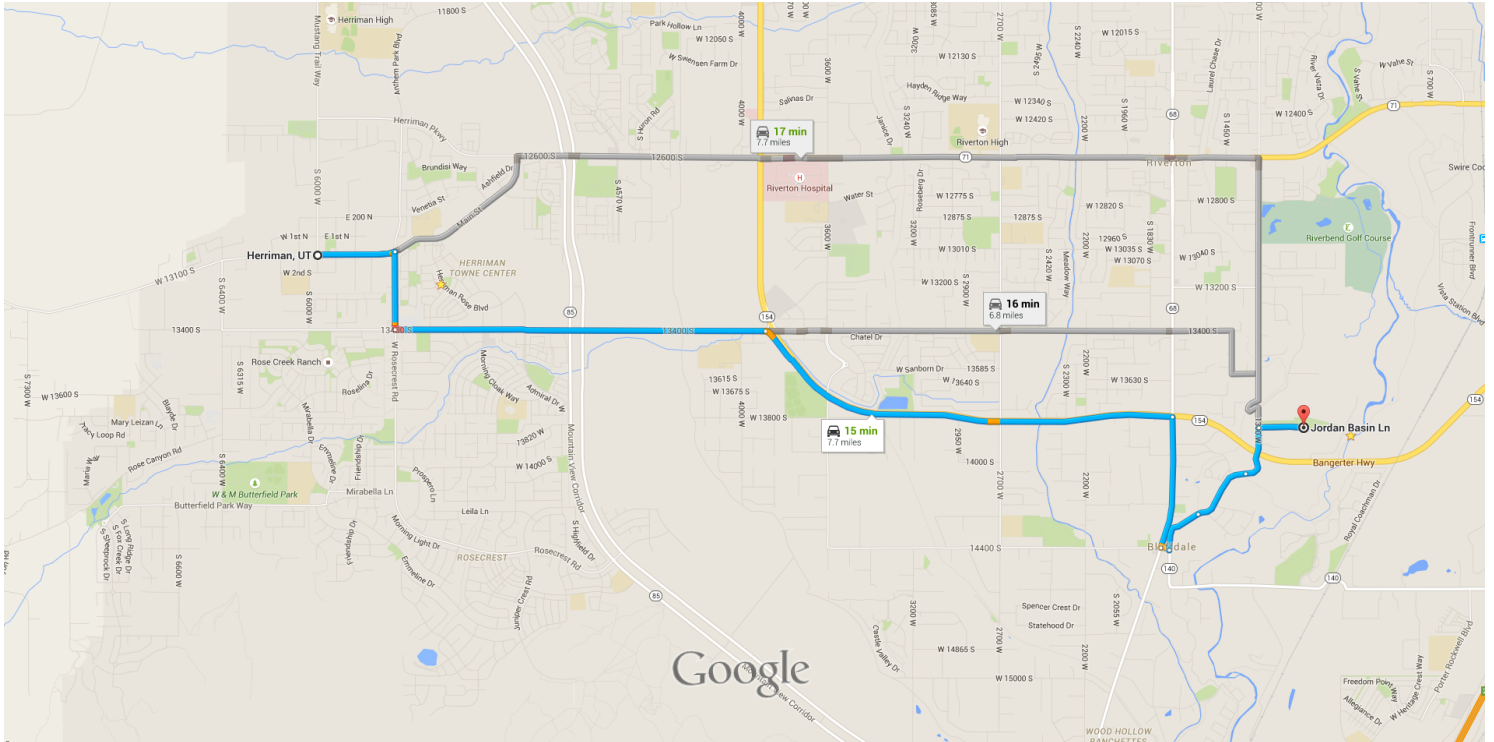




Herriman, UT to Jordan Basin Ln, Bluffdale, UT Drive 7.7 miles, 15 min 84065

**PLEASE NOTE THAT THE EXIT FROM BANGERTE  
HIGHWAY IS FOR MAINTENANCE ACCESS ONLY. NO  
PUBLIC ACCESS IS PERMITTED. ACCESS THROUGH 1300  
WEST IS ALLOWED.**



### o Herriman, UT

Take 13400 S and UT-154 S to S 1690 W in Bluffdale

\_\_\_\_\_ 6.4 mi / 11 min

- ↑ 1. Head east on W 13100 S/Main St toward N 100 E/S 5875 W  
\_\_\_\_\_ 0.4 mi
- ↘ 2. Turn right onto S 5600 W/W Rosecrest Rd  
\_\_\_\_\_ 0.4 mi
- ↙ 3. Turn left onto 13400 S  
\_\_\_\_\_ 2.1 mi
- ↘ 4. Use the right 2 lanes to turn right onto UT-154 S  
\_\_\_\_\_ 2.6 mi

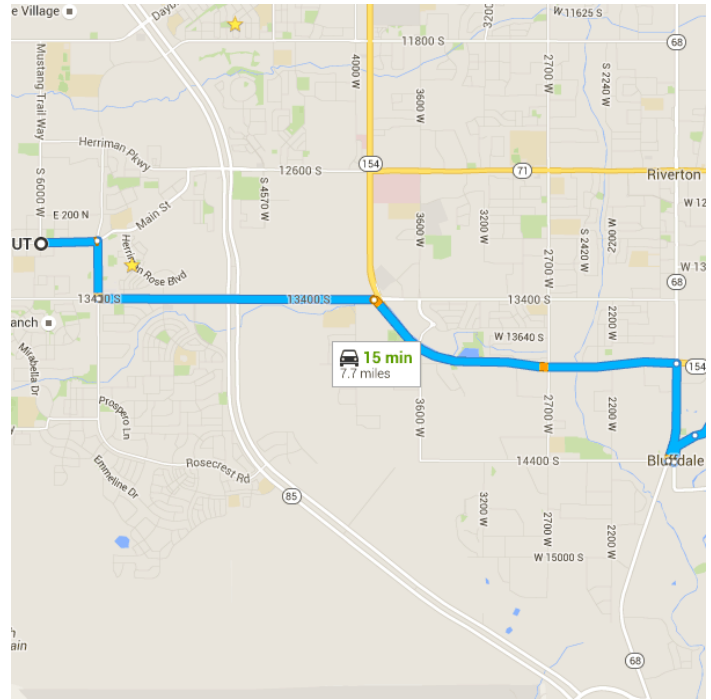
- ↶ 5. Turn right onto 1700 W/S 17th W/Redwood Rd  
i  
 Continue to follow 1700 W/Redwood Rd  


---

 0.8 mi
- ↷ 6. Turn left onto 14400 S  


---

 289 ft



Take Loumis Pkwy and 1300 W to Jordan Basin Ln

- 1.3 mi / 4 min
- ↶ 7. Sharp left onto S 1690 W  


---

 0.3 mi
- ↑ 8. Continue onto Loumis Pkwy  


---

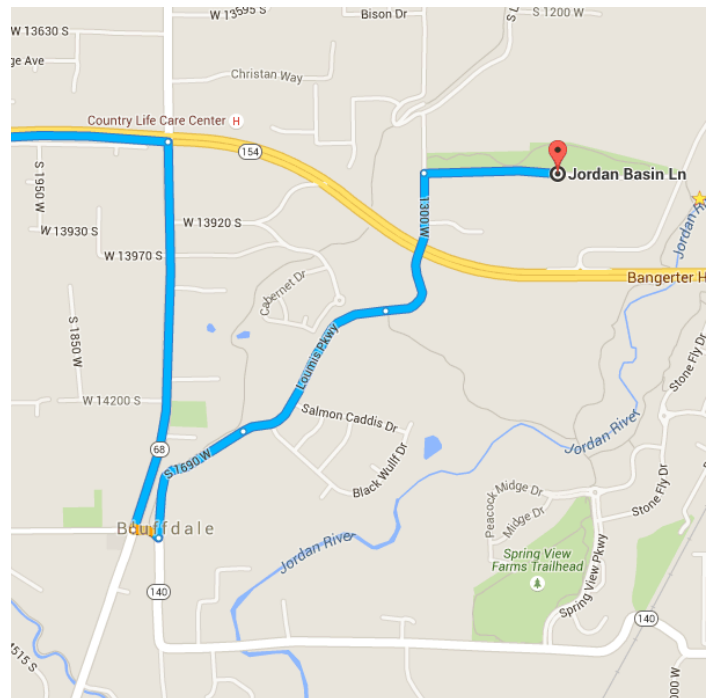
 0.4 mi
- ↑ 9. Continue onto 1300 W  


---

 0.3 mi
- ↶ 10. Turn right onto Jordan Basin Ln  


---

 0.3 mi



**📍 Jordan Basin Ln**  
Bluffdale, UT 84065

These directions are for planning purposes only. You may find that construction projects, traffic, weather, or other events may cause conditions to differ from the map results, and you should plan your route accordingly. You must obey all signs or notices regarding your route.